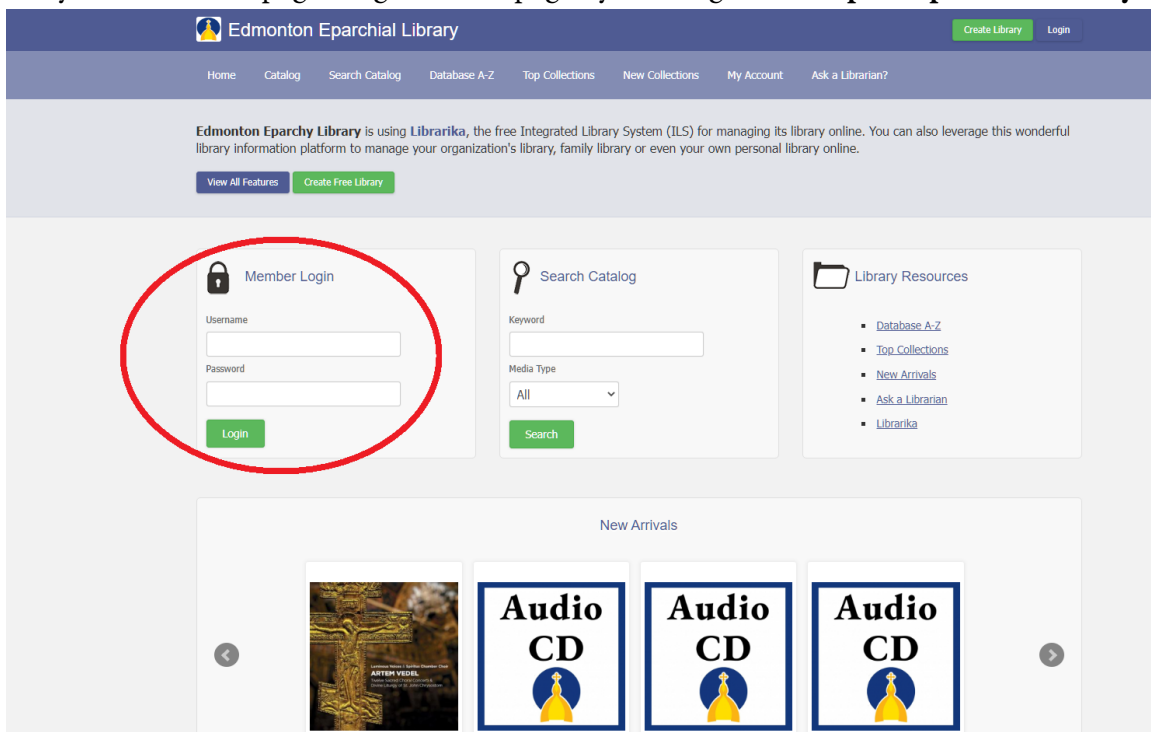


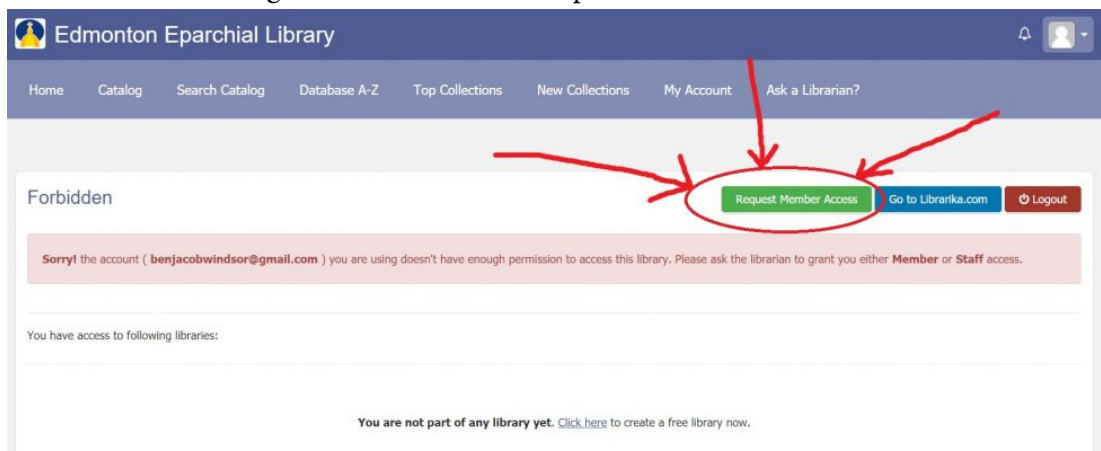
How to Use the Library

HOW TO BECOME A MEMBER

1. First create a member's account by clicking here: <https://librarika.com/users/register>. You will need to provide a name, email, and password. Then push "I agree please create my account".
2. You will receive a confirmation email within a few minutes to confirm your account. Ensure to check your junk and spam folders if it is not in your inbox. Click the link in the email to officially confirm and create your account.
3. Login to your new library account using the email and password you provided when creating an account. After login in, it will take you to another page. Log in to the page by clicking here: <https://eparchiallibrary.librarika.com/>



4. The page you are on will contain a green button called 'request member access'. Click this button.

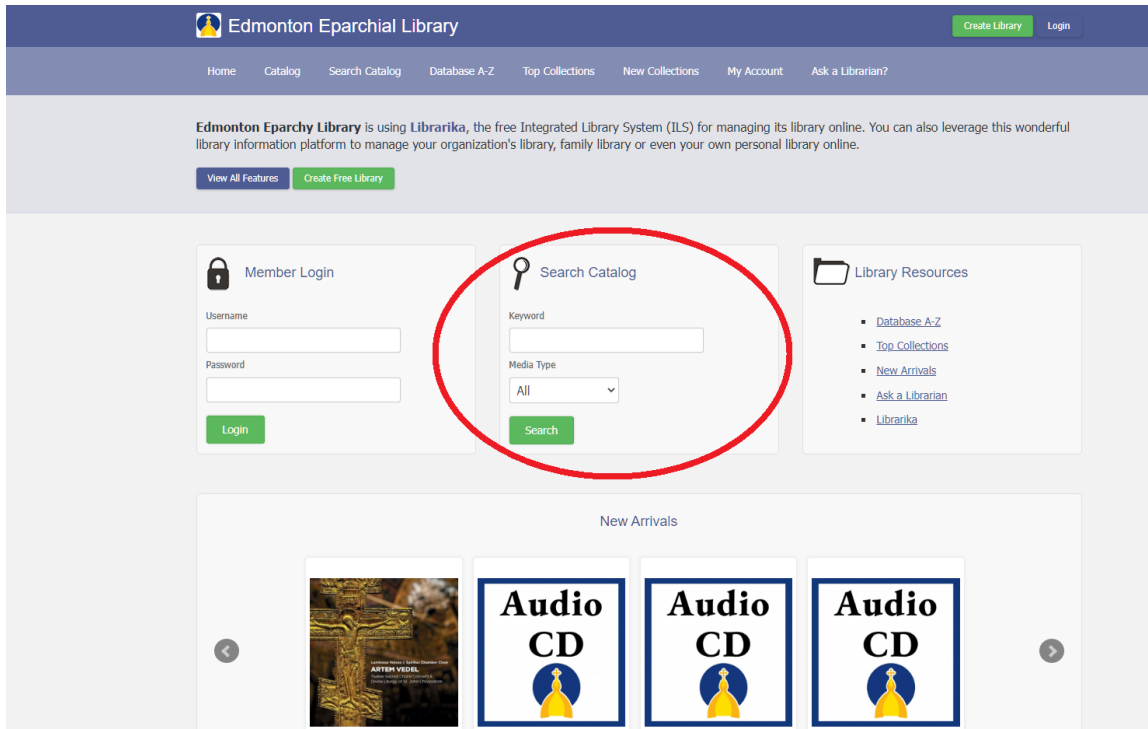


5. A pop-up will appear for a membership request. Click the green submit button. Congratulations! You have successfully joined the library.

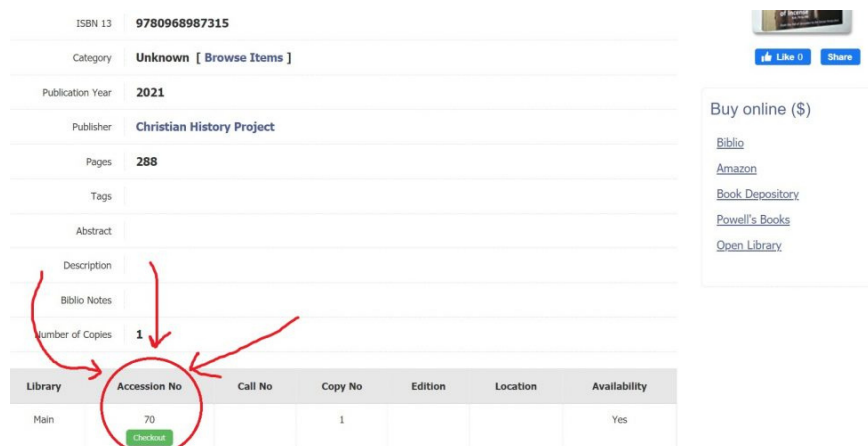
How to Sign Out a Book

HOW TO SIGN OUT A BOOK

1. Ensure you are logged into your library account on <https://eparchiallibrary.librarika.com/>
2. Search for a book on the main page under "Search Catalog" and then select a book you are interested in signing out.



3. When viewing the book, scroll down to the Accession No bar where a green "checkout" button is visible. Click this button to checkout the book.



4. Select the duration of time you'd like to check the book out for. Then either get the book from the library or come to the Edmonton Eparchy at 9645 -108 Avenue Edmonton, Alberta to pick up the book.