


## Palm/Flowery Sunday Donkey Puppet

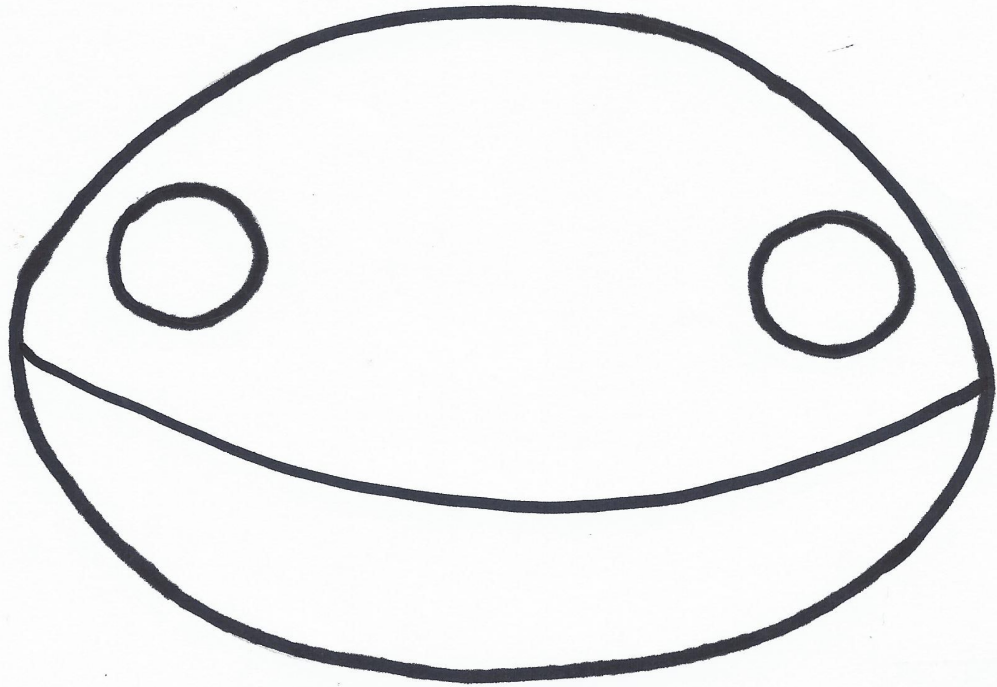
### **Materials:**

Paper lunch bag  
Donkey parts templates  
Glue  
Scissors  
2 wiggly eyes or buttons  
Yarn - about 18 inches  
Crayons or felt markers


### **Instructions:**

Cut out donkey parts and colour. Assemble the face and glue, using photos as a guide. Glue the head onto the paper bag.







Snout




Teeth




eye



eye



ear



ear